




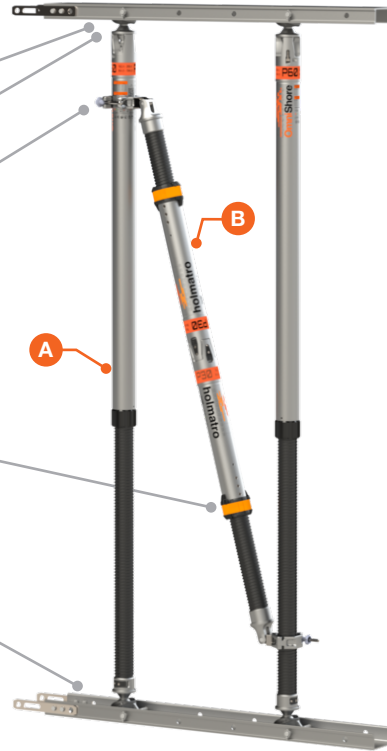


BRACED DOUBLE SPOT SHORE

	4	Raker Rail Pin
	4	Swivel Base
	2	Clamp
	1/2*	Pull Restrictor
	2	Raker Rail

*depends on configuration



Tabulated data is based on available items within the Advanced Vehicle & Structural Shoring Set

Notes

- The shoring construction/installation must always be approved by a trained Structural Specialist.
- Total Working Load of the Braced Double Spot Shore is the sum of the Working Load of all load supporting struts (A).
- Place a Pull Restrictor on all bracing struts (B).

